



# Parent PowerSchool Login

- 1) Go to <https://lpsd.powerschool.com> and select the tab to create a new account. If you have previously created an account you can simply sign in or click the option to have PowerSchool send you a link to reset your password.



### Student and Parent Sign In

**Username**

**Password**

[Forgot Username or Password?](#)

- 2) Enter your personal information - please note the password requirements.

### Create Parent Account

#### Parent Account Details

**First Name**

**Last Name**

**Email**

**Re-enter Email**

**Desired Username**

**Password**

**Re-enter Password**

Password must:

- Be at least 8 characters long
- Contain at least one uppercase and one lowercase letter
- Contain at least one letter and one number
- Contain at least one special character

- 3) You will be able to add multiple students to your account on this next screen. The “Access ID” and “Account Password” will be provided to you by the school.

**Link Students to Account**

Enter the Access ID, Access Password, and Relationship for each student you wish to add to your Parent Account

1

Student Name

Access ID

Access Password

Relationship -- Choose

2

Student Name

Access ID

Access Password

Relationship -- Choose

- 4) Success! Please check your email for a message from PowerSchool with a link to verify your email address. You will now be able to log into PowerSchool.



PowerSchool SIS

## Student and Parent Sign In

✔ Congratulations! Your new PowerSchool account has been created. Check your email for a link to verify your account.

Username

Password

[Forgot Username or Password?](#)